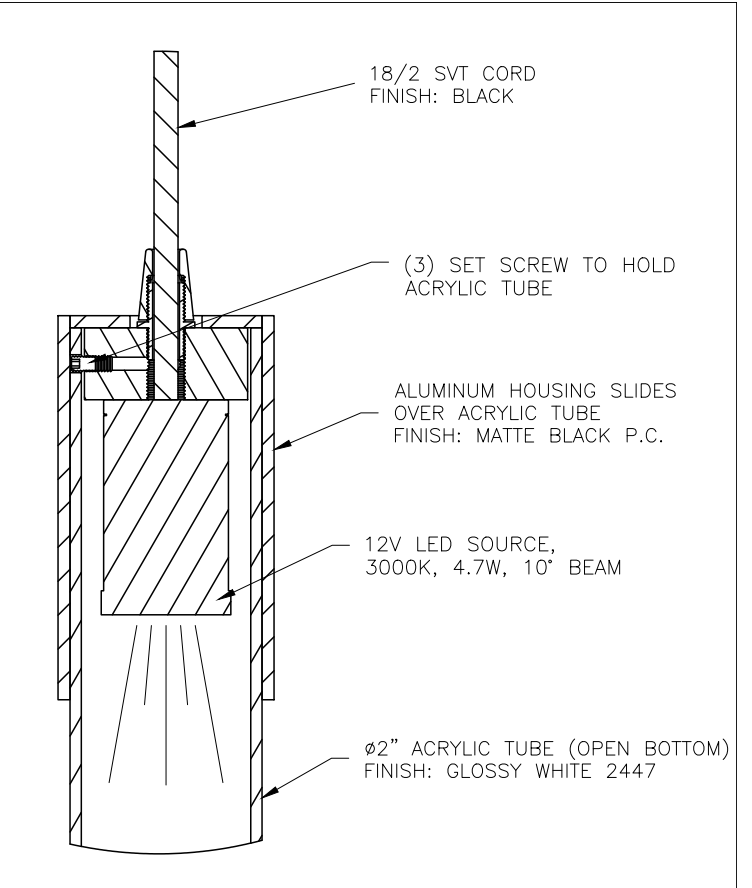
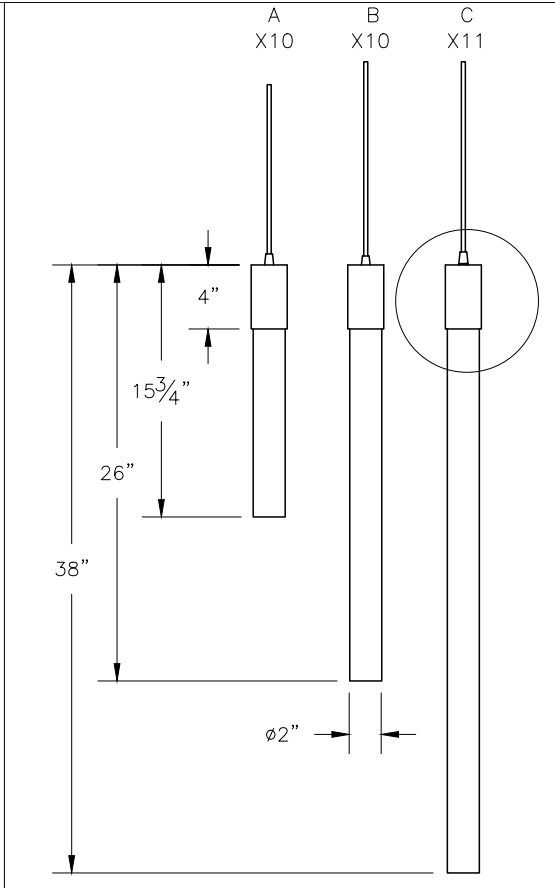
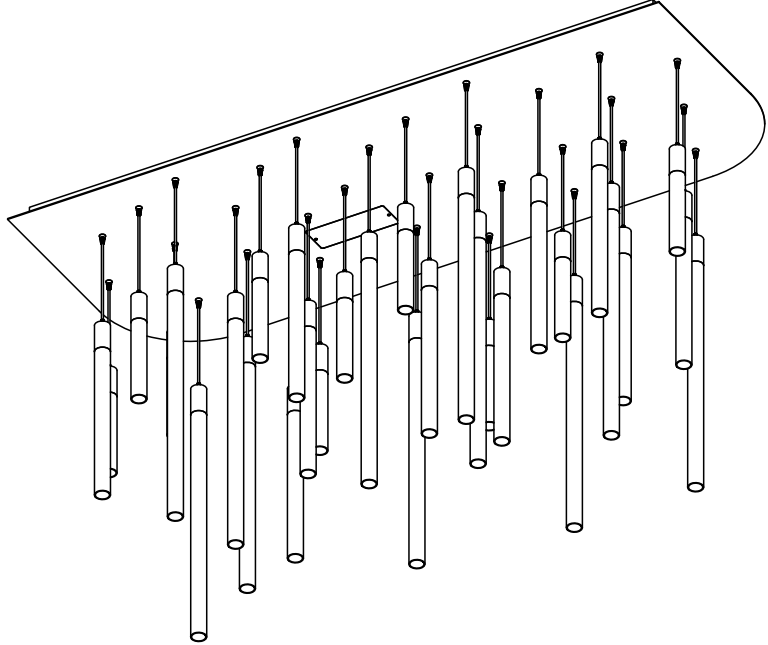
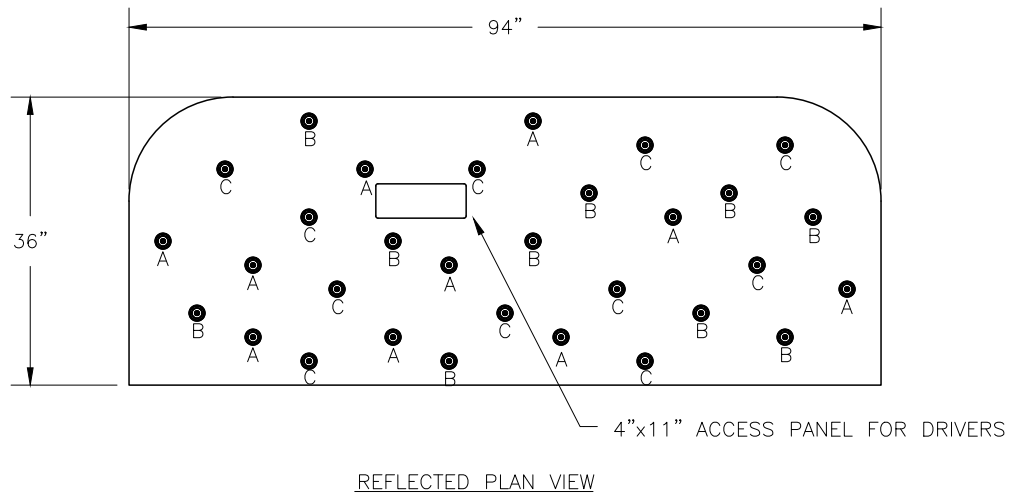
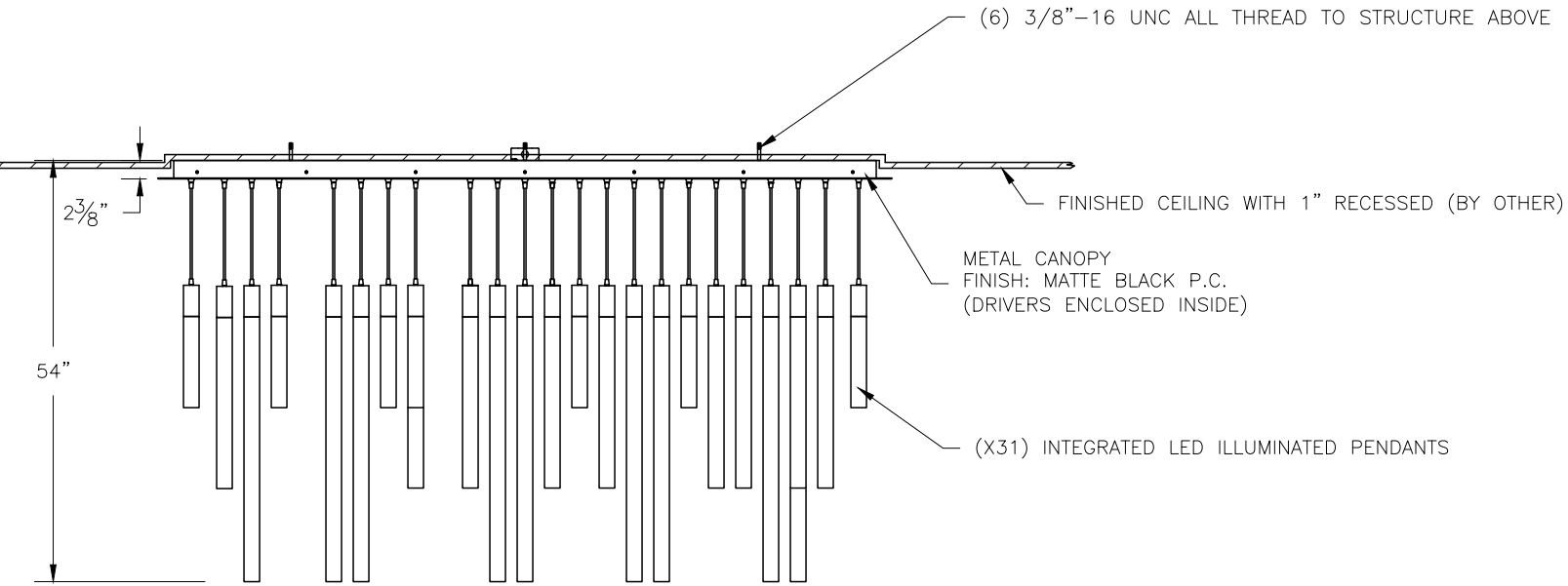
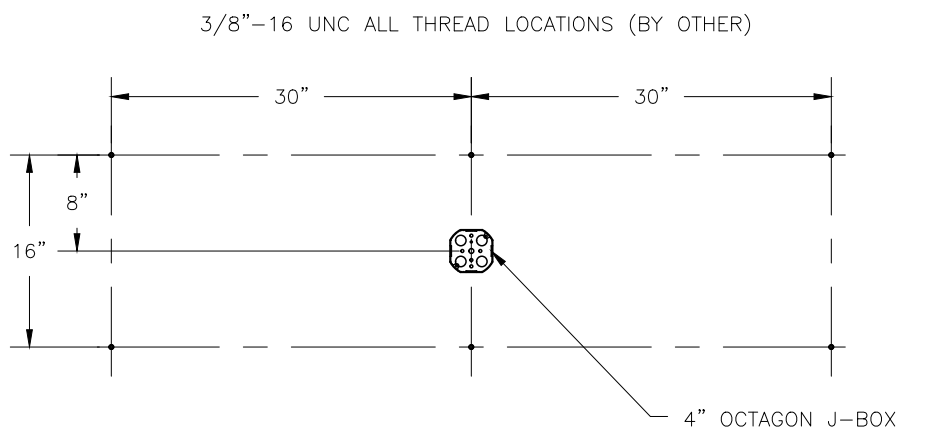


2 Penn Plaza



2 Penn Plaza 15, 26 & 38" NY, NY



SPECIFICATIONS

- MOUNTING** CEILING SURFACE FLUSH MOUNT; (6) 3/8"–16 UNC ALL THREAD, 4" OCTAGONAL JUNCTION BOX (BY OTHERS)
- SIZE** 36"W X 94"L X 2–3/8"H X 54" OAH, NOMINAL
- FINISH** MATTE BLACK P.C.
- DIFFUSER** GLOSSY WHITE 2447 ACRYLIC
- LAMP** (31) 12V INTEGRATED LED, 3000K, 4.7W/EACH
- DRIVER** (2) 120v–277v, 12VDC, 90W, CLASS 2
- LISTING** NRTL LISTED DRY LOCATION
- WEIGHT** ≈300lbs

REV.	BY	DATE	DESCRIPTION
8	CAC	12/06/2022	RELOCATED ACCESS PANEL
7	CAC	11/18/22	INCREASED SIZE OF ACCESS PANEL
6	CAC	10/17/22	DECREASED WIDTH FROM 44 TO 36
5	CAC	07/29/22	REVERTED BACK TO ORIGINAL DESIGN

TITLE/PROJECT: 6060 - 2 PENN OVERSIZED CANOPY		Order #: --
MODEL #: CUPD-6060-A-A8-1		SHEET #: SHEET 1 OF 2
TYPE: LL10	DRAWN BY: CAC/MDT	DATE: Feb 28, 2022
MATERIAL: NOTED	FINISH: PER ORDER	DWG: 6060-A-A8-1
FILENAME: 6060-A 31 PENDANT LARGE CANOPY (REV8)		

● Be sure to read and understand all instruction sheets completely before beginning assembly or installation.
 ● All assembly and installation work must be performed by qualified personnel, in accordance with all applicable national and local building and electrical codes.
 ● Be aware that the weight of some fixtures may exceed the strength rating of the 4" electrical junction box or other such hardware at your site. In all cases, it is the responsibility of the contractor to properly secure the fixture to the structure, and to provide adequate support for the fixture.
 ● Due to constant production improvements, ILEX reserves the right to change details of the design, material and finish in any way that will not significantly alter installed appearance or reduce function or performance.